



Guide for Guests with Accessibility Needs

Table of Contents

Guest Services	Page 3
First Aid	Page 3
Ride Restrictions	Page 3
Entering Ride Attractions	Page 3
Ride & Attraction Guidelines	Page 3
Mechanical/Power Failure/Inclement Weather Conditions	Page 3
Health Recommendation Key	Page 5
Height Restrictions Key	Page 5
Rides	Pages 6-13
Food & Beverage Locations that are ADA Accessible	Page 14
Retail & Games Locations that are ADA Accessible	Page 14
Restrooms that are ADA Accessible	Page 14
Ride Sites that are ADA Accessible	Page 14
Rides for Service Animals	Page 14
Rides for Pregnant Women	Page 14
Rides for Guests with Casts	Page 14
Rides for Handheld Infants	Page 14

Guest Services

Upon arriving at Dutch Wonderland, guests with disabilities should visit Guest Services to enroll in our Ride Accessibility Program. We strongly recommend that all guests enrolling in the program are officially measured in our Guest Services office prior to entering the park to ensure shorter wait times at our rides. Guest Services staff will also be happy to provide additional information about any other services and special accommodations that Dutch Wonderland provides.

First Aid

Dutch Wonderland has two First Aid stations inside the park. The primary First Aid station is located across from the Train Station. The second is located in Duke's Lagoon. If you need immediate First Aid assistance, ask any park employee for help.

Ride Restrictions (from dutchwonderland.com)

While the Park complies with federal and state disability and accommodation laws, there may be some rides or attractions, activities, or areas of the Park, which may not be safely accessible to all persons. At the Park, safety is the only consideration that takes precedence over fun! Thrill rides, by their nature, create forces and speeds that may not be acceptable or tolerable to some guests and may cause injury to some riders with known or unknown pre-existing conditions. For your protection, many of the rides and other attractions at the Park incorporate safety systems that are designed to accommodate people with certain characteristics such as average physical stature and body proportion. These safety systems may place restrictions on the ability of certain individuals to safely experience an attraction.

In general you should only ride a thrill ride, or participate in certain attractions, if you are in good health. Do not ride if you know or suspect that you may be pregnant, have high blood pressure, heart, neck or body problems, motion sickness, recent surgery, or any other medical condition that may be affected by the features of the ride. You should not ride if you have any impairment or condition that would prevent the intended use of seating and safety restrains as provided, or an inability to follow any safety requirement. Please note that the Park does NOT provide medication, insulin, or other medical treatments or devices, other than basic first aid; please plan your visit accordingly.

Entering Ride Attractions

When the card holder and their group is ready to board a ride, proceed to the appropriate area for that ride as identified in the guide. Dutch Wonderland allows guests with disabilities to enter a ride through the exit gate with up to three (3) additional guests. Guests should wait for approval from a ride operator or attendant before entering any ride areas. A ride operator/attendant may ask for your seating preference; however, we cannot guarantee a specific seat when loading.

Please note that our staff is not qualified to assist guests with transferring to and from rides. If you require assistance, please have someone in your party to assist you. If your disability prevents you from hearing the ride loading and unloading instructions, please notify a ride operator/attendant immediately. Dutch Wonderland has included descriptions of each of our rides on the following pages. All of the descriptions include height requirements and health recommendations for our guests.

Ride and Attraction Guidelines

Guests with disabilities are allowed to ride two complete ride cycles without interruption. After the guest and their group have ridden twice, they will be asked to get off for one ride cycle before they are permitted back on. All guests are required to obey the riding guidelines found in this brochure as well as those on height signs at ride entrances.

Please note that the following rides may not accommodate guests of a larger size due to safety restraint requirements:

Flying Trapeze
Frog Hopper
Joust Family Coaster
Kingdom Coaster
Kite Flight
Merlin's Mayhem
Space Shuttle
Sky Ride
Twister
Choo Choo Charlie

Fun Slide

Mechanical/Power Failure/Inclement Weather Conditions

Although it is rare, a mechanical problem or failure, or inclement weather conditions could lead to stoppage of a ride. In that event, riders may be required to maneuver through tight spaces or travel down steeply inclined steps or ramps. Please keep this in mind when deciding to ride.

Health Recommendation Key

It is in the best interest of our guests, that the guests with the following condition refrain from riding the indicated rides.



Back, neck or bone condition



Pregnancy



Recent surgery or illness



Heart trouble



High blood pressure

Height Restriction Key

Each ride height category is represented by a gem color. Measure your precious gems at the height signs on either side of the train station just inside the park entrance to find your category. Guests can also stop into Guest Services to be measured. Look for height signs at each ride entrance, if the color gem is listed on the sign, that ride is for you.



54" and above



48" to 54"



42" to 48" (*Note the minimum height to ride Kingdom Coaster is 46")



36" to 42" (*Note the minimum height to ride Merlin's Mayhem is 39")



30" to 36"



Under 30"

* =Must be accompanied by a responsible rider

If you have any questions, please ask a ride operator/attendant at that ride or stop by Guest Services located inside the Castle.

Rides and Attractions

BON VOYAGE BALLOON CHASE

This is a ride that travels in a circular motion and simulates flying in a hot air balloon. Guests can control how fast their individual basket rotates while the ride is in motion. Guests need to be able to hold their heads upright and have an appropriate center of gravity for bracing and to maintain a seated position throughout the ride. This ride may not accommodate guests of a larger size due to safety restraint requirements.

Health Recommendations:



Height Requirements:  **No Hand Held Infants**

Ride Access: Non-ambulatory guests should enter through the ride exit after receiving permission from the operator.

Number Permitted: Non-ambulatory guests may be accompanied by a maximum of three (3) additional guests; four (4) guests to a ride vehicle. One (1) 54" or taller rider per balloon.

BUMPER CARS

This is a classic bumper car ride. Riders may be mildly-to-strongly jostled due to the nature of the ride. Guests need to transfer in and out of the cars. Guests need to be able to hold their heads upright and have an appropriate center of gravity for bracing and to maintain a seated position during the ride, and be able to brace themselves for possible rapid deceleration.

Health Recommendations:



Height Requirements: 

Ride Access: Non-ambulatory guests should enter through the ride exit after receiving permission from the operator.

Number permitted: Non-ambulatory guests may be accompanied by a maximum of three (3) additional guests; two (2) guests to a car.

CHOO CHOO CHARLIE

This is a kid-powered train ride for which the rider must hand-pedal their individual train around a winding track. Riders must be able to transfer in and out of the small trains. Guests need to be able to hold their heads upright and have an appropriate center of gravity for bracing and to maintain a seated position throughout the ride. Parents are welcome to push their child around the track with one of our specially made sticks if the child is unable to hand-pedal themselves. This ride may not accommodate guests of a larger size due to safety restraint requirements.

Health Recommendations: [none]

Height Requirements:  **No Hand Held Infants**

Ride Access: Non-ambulatory guests should enter through the ride exit after receiving permission from the attendant.

Number Permitted: Non-ambulatory guests may be accompanied by a maximum of three (3) additional guests; one (1) guest to a ride vehicle.

DINO DIG

Children of all ages can make discoveries in this fossil dig area, including brushes and shovels to reveal fossils within the sand pit. All children must be supervised at all times.

Health Recommendations: [none]

Height Requirements: 

Attraction Access: Main Entrance to Exploration Island

Number Permitted: [none]

DOUBLE SPLASH FLUME

This is a water log flume with two inclines and drops. Guests must step down into the boat and straddle a bench seat while holding onto side handrails. Guests need to be able to hold their heads upright and have an appropriate center of gravity for bracing and to maintain a seated position throughout the ride. Riders may get wet.

Health Recommendations:



Height Requirements: ***

Ride Access: Non-ambulatory guests should enter through the ride exit and contact a ride operator for assistance.

Number Permitted: Non-ambulatory guests may be accompanied by a maximum of three (3) additional guests; five (5) guests to a boat.

DRAGON'S LAIR

This is a slow boat ride that cruises around a small lake. Guests must step down into the boat and straddle a bench seat. Guests need to be able to hold their heads upright and have an appropriate center of gravity for bracing and to maintain a seated position throughout the ride.

Health Recommendations: [none]

Height Requirements: *****

Ride Access: Non-ambulatory guests should contact the ride operator for assistance at the entrance.

Number Permitted: Non-ambulatory guests may be accompanied by a maximum of three (3) additional guests; two (2) adults or four (4) guests to a boat.

DUKE'S DOZERS

This is a flat circular ride that spins slowly. Guests need to transfer in and out of the ride and the bench-like seat. Guests need to be able to hold their heads upright and have an appropriate center of gravity for bracing and to maintain a seated position throughout the ride.

Health Recommendations: [none]

Height Requirements: ****

No Hand Held Infants

Ride Access: Non-ambulatory guests should enter through the ride exit after receiving permission from the ride operator.

Number Permitted: Non-ambulatory guests may be accompanied by a maximum of three (3) additional guests; two (2) guests to a ride vehicle.

DUKE'S LAGOON

The tropical island themed attraction includes slides, water-spilling coconuts, spectacular water geysers, and bubblers. All children must be supervised at all times by a parent or guardian.

Health Recommendations: [none]

Height Requirements: *****

*No Hand Held infants are permitted on slides; must be below 54" to ride the green slide

Ride Access: Main Entrance to Duke's Lagoon

Number Permitted: [none]

FLYING TRAPEZE

This is a circular ride with individual swing seats suspended from a central tower that gently rises and rotates. Riders must sit in an upright position with their feet dangling below them. Guests need to transfer in and out of the swing seat. Guests need to be able to hold their heads upright and have an appropriate center of gravity for bracing and to maintain a seated position throughout the ride. This ride may not accommodate guests of a larger size (height or weight) due to the configuration of the safety restraint system.

Health Recommendations:



Height Requirements: **

Ride Access: Non-ambulatory guests should enter through the ride exit after receiving permission from the ride operator.

Number Permitted: Non-ambulatory guests may be accompanied by a maximum of three (3) additional guests; one (1) guest to a seat.

FROG HOPPER

This is a ride in which passengers are vertically lifted up and "hopped" down to their descent. This ride is reserved for children and one adult/taller companion per ride. Guests need to transfer in and out of the individual ride seats. Guests

need to be able to hold their heads upright and have an appropriate center of gravity for bracing and to maintain a seated position throughout the ride. This ride may not accommodate guests of a larger size (height and/or weight) due to the configuration of the safety restraint system.

Health Recommendations: 

Height Requirements: 

Ride Access: Non-ambulatory guests should enter through the ride exit after receiving permission from the ride operator.

Number Permitted: Non-ambulatory guests may be accompanied by a maximum of three (3) additional guests; one (1) guest to a seat.

FUN SLIDE

This ride is a slide. The riders sit upright on a sack. This ride is not accessible to guests using wheelchairs and requires guests to climb a staircase to gain access to the ride platform. Guests need to transfer in and out of the sack. Guests need to be able to hold their heads upright and have an appropriate center of gravity for bracing and to maintain a seated position throughout the ride, including deep plunges down and through a run-out.

Health Recommendations: 

Height Restrictions: 

Ride Access: Contact the ride attendant at the bottom of the slide for assistance.

Number Permitted: Non-ambulatory guests may be accompanied by a maximum of three (3) additional guests; one (1) guest per sack (two guests may ride on one sack if one of the guests is in the Emerald height category).

GONDOLA CRUISE

This is a slow boat ride that travels through the canal in the island area. Guests need to be able to step down into the boat and transfer in and out of the bench-like seats. Guests need to be able to hold their heads upright and have an appropriate center of gravity for bracing and to maintain a seated position throughout the ride.

Health Recommendations: [none]

Height Requirements: 

Ride Access: Non-ambulatory guests should enter through the ride exit after receiving permission from the ride operator.

Number Permitted: Non-ambulatory guests may be accompanied by a maximum of three (3) additional guests; maximum of four (4) guests to a row.

JOUST FAMILY COASTER

This ride is a miniature steel roller coaster. Guests need to transfer in and out of the coaster cars and bench-like seats. Guests need to be able to hold their heads upright and have an appropriate center of gravity for bracing and to maintain a seated position during a fast ride, and be able to brace themselves for possible rapid deceleration. This ride may not accommodate guests of a larger size (height and/or weight) due to the configuration of the safety restraint system.

Health Recommendations:



Height Requirements: 

Ride Access: Non-ambulatory guests should enter via the exit ramp and contact the operator for assistance.

Number Permitted: Non-ambulatory guests may be accompanied by a maximum of three (3) additional guests; two (2) guests to a seat.

KINGDOM COASTER

This is a wooden roller coaster that reaches heights up to 55 feet and speeds of 40 miles per hour. Guests need to transfer in and out of cars. Guests need to be able to hold their heads upright and have an appropriate center of gravity for bracing and to maintain a seated position during a fast ride, and be able to brace themselves for possible rapid deceleration. This ride may not accommodate guests of a larger size (height and/or weight) due to the configuration of the safety restraint system.

Health Recommendations:



Height Requirements: * **Minimum height of 46” required.**

Ride Access: Non-ambulatory guests should enter via the exit ramp and then contact a ride attendant for assistance.

Number Permitted: Non-ambulatory guests may be accompanied by a maximum of three (3) additional guests; two (2) guests to a seat.

KITE FLIGHT

This is a circular ride with swings suspended from a central tower that gently rises and rotates. Riders must lie on their stomachs. Guests need to transfer in and out of the swing seat. Guests need to be able to hold their heads upright and have an appropriate center of gravity for bracing. This ride may not accommodate guests of a larger size (height or weight) due to the configuration of the safety restraint system.

Health Recommendations:



Height Requirements: *

Ride Access: Non-ambulatory guests should enter through the ride exit after receiving permission from the ride operator.

Number Permitted: Non-ambulatory guests may be accompanied by a maximum of three (3) additional guests; two (2) guests to a swing. One (1) 54” or taller rider per swing.

LEAPIN’ FROGS

This is a flat surface, circular ride that takes riders up and down small dips. This ride is reserved for children and one adult/taller companion per ride. Guests need to transfer in and out of ride vehicles and bench-like seats. Guests need to be able to hold their heads upright and have an appropriate center of gravity for bracing and to maintain a seated position throughout the ride.

Health Recommendations:



Height Requirements: *

Ride Access: Non-ambulatory guests should enter through the ride exit after receiving permission from the ride operator.

Number Permitted: Non-ambulatory guests may be accompanied by a maximum of three (3) additional guests; three (3) to a frog. Riders 54” or taller must sit in the back seat, a maximum of one (1) per frog.

MERLIN’S MAYHEM

This is a suspended family coaster that reaches heights up to 65 feet and speeds of 25 miles per hour. Guests need to transfer in and out of seats. Guests need to be able to sit upright keeping their arms and legs inside the ride envelope. Guests must be able to sit up properly in the seat and brace themselves adequately against the forces created by the ride. This ride may not accommodate guests of a larger size (height and/or weight) due to the configuration of the safety restraint system.



Height Requirements: * **Minimum height of 39” required. Maximum height of 6’ 6” to ride.**

Ride Access: Non-ambulatory guests should enter through the ride exit or through the ride queue line.

Number Permitted: Non-ambulatory guests may be accompanied by a maximum of three (3) additional guests; two (2) guests per row, one (1) guest per seat.

MERRY-GO-ROUND

This ride is a classic with 30 horses and two chariots. Guests need to step up onto the ride platform and transfer in and out of chariots or onto horses. Guests need to be able to assume a saddle posture on the horses, or hold their heads upright and have an appropriate center of gravity for bracing and to maintain a seated position when riding in the chariots. Wheelchairs are not permitted on the ride platform. Hand-held infants must ride in the chariots.

Health Recommendations: [none]

Height Requirements: *

Ride Access: Non-ambulatory guests should enter through the ride exit after receiving permission from the ride operator.

Number Permitted: Non-ambulatory guests may be accompanied by a maximum of three (3) additional guests; one (1) guest to a horse.

MONORAIL

This ride is an elevated train that offers riders an audio tour while viewing different parts of Dutch Wonderland. Guests need to transfer in and out of the bench-like seat inside the train. Guests need to be able to hold their heads upright and have an appropriate center of gravity for bracing and to maintain a seated position throughout the ride. This ride is not accessible to guests using wheelchairs—guests must travel up a stairway in the ride station in order to board the ride.

Health Recommendations: [none]

Height Requirements: * * * *  

Ride Access: Non-ambulatory guests may use the exit stairway to reach the ride platform. Contact a ride attendant in the station for assistance.

Number Permitted: Non-ambulatory guests may be accompanied by a maximum of three (3) additional guests.

OFF ROAD RALLY

This is a flat surface ride that takes riders around a winding track in a miniature truck. Guests need to be able to transfer in and out of the trucks (including a big step up) and bench-like seats. Guests need to be able to hold their heads upright and have an appropriate center of gravity for bracing and to maintain a seated position throughout the ride. This ride is reserved for children and one adult/taller companion per ride. Adult/taller companion must sit in the back seat only.

Health Recommendations: [none]

Height Requirements: * * * *   **No Hand Held Infants**




Ride Access: Non-ambulatory guests should enter through the ride exit after receiving permission from the ride operator.

Number Permitted: Non-ambulatory guests may be accompanied by a maximum of three (3) additional guests; two (2) guests to a seat, four (4) to a ride vehicle. Guests 54” or taller must sit in the back seat, one (1) per truck.

PANDA PARTY

This is a flat surface, circular ride that takes riders up and down small dips. Guests need to transfer in and out of ride vehicles and bench-like seats. Guests need to be able to hold their heads upright and have an appropriate center of gravity for bracing and to maintain a seated position throughout the ride.

Health Recommendations:     

Height Requirements:    

Ride Access: Non-ambulatory guests should enter through the ride exit after receiving permission from the ride operator.

Number Permitted: Non-ambulatory guests may be accompanied by a maximum of three (3) additional guests; two (2) guests to a seat, four (4) to a ride vehicle.

PIPELINE PLUNGE

This is an enclosed tube water slide. This ride is not accessible to guests using wheelchairs—a stairway located at the backside of the ride is used to get to the ride platform. Guests need to transfer in and out of the raft. Guests sit upright in a raft while holding on to the handles. Guests need to be able to hold their heads upright and have an appropriate center of gravity for bracing and to maintain a seated position throughout the ride and be able to brace themselves for possible rapid deceleration. All riders will get wet on this ride. All riders are required to wear footwear.

Health Recommendations:

Height Requirements: * * * *   **No Hand Held Infants**

Weight Requirement: Weight in the raft must be between 90 lbs. and 350 lbs.

Ride Access: Guests can only enter the ride via a long stairway behind the ride. Please see unloading operator(s) for assistance to get to the top.

PIT STOP

This ride consists of a collection of pedal driven ride-on toy cars which allow riders to pedal around a course. Guests need to be able to hold themselves upright while sitting on the car and must be able to move their legs back and forth to pedal the vehicle similar to riding a bicycle.

Health Recommendation: [none]

Height Restrictions: 

Ride Access: Non-ambulatory guests should enter through the ride exit after receiving permission from the attendant.

Number Permitted: Non-ambulatory guests may be accompanied by a maximum of three (3) additional guests; one (1) guest to a ride vehicle.

PREHISTORIC PATH

Children of all ages can see and hear the sounds of over 20 animatronic dinosaurs along the path. All children must be supervised at all times.

Health Recommendations: [none]

Height Requirements: 

Attraction Access: Main Entrance to Exploration Island

Number Permitted: [none]

SKY FIGHTER

This is a circular ride during which the ride vehicles move up and down periodically. Guests must transfer in and out of the car and sit in an individual bench-like seat. Guests need to be able to hold their heads upright and have an appropriate center of gravity for bracing and to maintain a seated position throughout the ride.

Health Recommendations: [none]

Height Requirements: 

Ride Access: Non-ambulatory guests should enter through the ride exit after receiving permission from the ride operator.

Number Permitted: Non-ambulatory guests may be accompanied by a maximum of three (3) additional guests; one (1) guest to a seat, two (2) to a ride vehicle.

SKY RIDE

This ride is a smooth journey through the sky that takes guests on a one-way trip across the park. Riders must sit in an upright position with their feet dangling below them. Individual cars DO NOT STOP at the loading and unloading locations. If you need the cars to be stopped, please alert the ride operator. Guests need to transfer in and out of the bench-like seat. Guests need to be able to hold their heads upright and have an appropriate center of gravity for bracing and to maintain a seated position throughout the ride. This ride may not accommodate guests of a larger size (height and/or weight) due to the configuration of the safety restraint system.

Health Recommendations: [none]

Height Requirements:  * * **Guests under 48" must be accompanied by an adult of age 18+**

Ride Access: Non-ambulatory guests should enter through the exit of either station, or if necessary, via the ramp located next to the entrance at the Sky Ride Station 1, next to the park exit. Sky Ride Station 2, in the back of the park, is not accessible to guests using wheelchairs and requires guests to climb a staircase to gain access to the ride platform. Guests requiring use of the ramp located at Station 1 can continue a round trip to exit by way of the ramp.

Number Permitted: Non-ambulatory guests may be accompanied by a maximum of three (3) additional guests; three (3) guests to a ride vehicle.

SPACE SHUTTLE

This ride is a ship that swings back and forth giving riders a feeling of weightlessness. Guests need to transfer in and out of the bench-like seat inside the ride. Guests need to be able to hold their heads upright and have an appropriate center of gravity for bracing and to maintain a seated position throughout the ride. This ride may not accommodate guests of a larger size (height and/or weight) due to the configuration of the safety restraint system.

Health Recommendations:



Height Requirements: 

Ride Access: Non-ambulatory guests should enter through the ride exit after receiving permission from the operator.

Number Permitted: Non-ambulatory guests may be accompanied by a maximum of three (3) additional guests; three (3) guests to a seat.

TURNPIKE

This ride consists of gas engine, small scale antique cars driven around a track. Riders operate the cars themselves by stepping on the gas pedal and steering. Guests need to transfer in and out of the ride cars. Guests need to be able to hold their heads upright and have an appropriate center of gravity for bracing and to maintain a seated position throughout the ride.

Health Recommendations: [none]

Height Restrictions:  **No Hand Held Infants**

Ride Access: Non-ambulatory guests should enter through the ride exit and contact a ride attendant for assistance.

Number Permitted: Non-ambulatory guests may be accompanied by a maximum of three (3) additional guests; three (3) guests to a car.

TURTLE WHIRL

This is a circular ride surrounded by slanted platforms with individual cars that spin while the entire ride rotates. Guests need to transfer into and out of the bench-like seats inside the ride vehicles. Guests need to be able to hold their heads upright and have an appropriate center of gravity for bracing and to maintain a seated position throughout the ride. This ride is not suggested for those who are prone to motion sickness, dizzy spells, seizures or who may become uncomfortable by enclosed/small spaces.

Health Recommendation:



Height Restrictions:  **No Hand Held Infants**

Ride Access: Non-ambulatory guests should enter through the ride exit after receiving permission from the operator.


Number Permitted: Non-ambulatory guests may be accompanied by a maximum of three (3) additional guests; four (4) guests to a ride vehicle.

TWISTER

This ride is a circular platform that rotates forward and backward and simultaneously moves up and down in a wave-like motion. Guests need to transfer in and out of the bench-like seat inside the ride. Guests need to be able to hold their heads upright and have an appropriate center of gravity for bracing and to maintain a seated position throughout the ride. This ride may not accommodate guests of a larger size (height and/or weight) due to the configuration of the safety restraint system.

Health Recommendation:



Height Requirements: 

Ride Access: Non-ambulatory guests should enter through the ride exit after receiving permission from the operator.

Number Permitted: Non-ambulatory guests may be accompanied by a maximum of three (3) additional guests; two (2) guests to a seat.

WONDER HOUSE

This ride is an optical illusion in which riders sit on a bench inside the house, and then the house spins around them, creating the sensation of spinning. Guests need to transfer in and out of the house, which includes a small number of porch steps, as well as on to and off of the swing-like bench inside. Guests need to be able to hold their heads upright and have an appropriate center of gravity to maintain a seated position throughout the ride. This ride is not suggested for those who are prone to motion sickness, dizzy spells, seizures or who may become uncomfortable by enclosed/small spaces.

Health Recommendations: [none]

Height Restrictions:  **No Hand Held Infants**

Ride Access: Non-ambulatory guests should enter through the ride exit after receiving permission from the operator.

Number Permitted: Non-ambulatory guests may be accompanied by a maximum of three (3) additional guests.

WONDER WHIP

This is a flat oval ride that slings the cars outward as they go around the ends of the oval. Guests need to transfer in and out of the bench-like seat inside the ride. Guests need to be able to hold their heads upright and have an appropriate center of gravity for bracing and to maintain a seated position throughout the ride.

Health Recommendations: 

Height Restrictions: 

Ride Access: Non-ambulatory guests should enter through the ride exit after receiving permission from the operator.

Number Permitted: Non-ambulatory guests may be accompanied by a maximum of three (3) additional guests; two (2) guests to a ride vehicle.

WONDERLAND SPECIAL (TRAIN)

This ride consists of two small scale steam engine trains. Guests need to be able to hold their heads upright and have an appropriate center of gravity for bracing and to maintain a seated position throughout the ride.

Health Recommendations: [none]

Height Restrictions: 

Ride Access: Non-ambulatory guests should enter through the ride exit after receiving permission from the attendant.

Number Permitted: Non-ambulatory guests may be accompanied by a maximum of three (3) additional guests.

Food and Beverage Locations that are ADA Accessible

Millstream Eatery
 Dippin' Dots
 Castle Café

Retail and Games Locations that are ADA Accessible

Artifacts
 Castle Gift Shop
 Junction Rentals
 Gem Mine
 Merlin's Marketplace
 Creekside Games
 Lucky Ducks
 Muffin Tin
 Block Knock
 Surf Shop
 Cabana Rentals
 GTP Photos
 Life's A Beach – Hair Wrapping/Face Paint

Restrooms that are ADA Accessible

Castle Gift Shop
 Duke's Lagoon
 Next to Potato Patch
 Sky Ride 1
 Sky Ride 2

Ride/Attraction Sites that are Accessible

(Guests in wheelchairs will need to be transferred to a ride seat)**

Bon Voyage Balloon Chase**
 Bumper Cars**
 Choo Choo Charlie**
 Dino Dig
 Double Splash Flume**
 Dragon's Lair**
 Duke's Lagoon
 Flying Trapeze**
 Frog Hopper**
 Gondola Cruise**
 Joust Family Coaster**
 Kingdom Coaster**
 Kite Flight**
 Leapin' Frogs**
 Merlin's Mayhem**
 Off Road Rally**
 Panda Party**
 Pit Stop**
 Prehistoric Path
 Sky Fighter**
 Sky Ride (Located in front of park)**
 Space Shuttle**
 Turnpike**
 Turtle Whirl**
 Twister**

Wonderland Special (Train)**
 Wonder House**
 Wonder Whip**

Rides/Attractions for Service Animals

Dragon's Lair
 Gondola Cruise
 Merry-Go-Round
 Monorail
 Prehistoric Path
 Wonderland Special (Trains)
 Wonder House

Rides/Attractions for Pregnant Women

Dino Dig
 Dragon's Lair
 Gondola Cruise
 Merry-Go-Round
 Monorail
 Prehistoric Path
 Sky Ride
 Turnpike
 Wonderland Special (Trains)

Rides/Attractions for Guests with Casts

Bon Voyage Balloon Chase
 Choo Choo Charlie (No full arm casts)
 Dino Dig
 Dragon's Lair
 Duke's Dozers
 Frog Hopper
 Gondola Cruise
 Merlin's Mayhem (No leg or full arm casts)
 Merry-Go-Round
 Monorail
 Off Road Rally
 Panda Party
 Pit Stop (No full leg casts)
 Prehistoric Path
 Sky Ride
 Turnpike
 Wonderland Special (Trains)
 Wonder House
 Wonder Whip

Rides/Attractions for Hand Held Infants

Dino Dig
 Dragon's Lair
 Duke's Lagoon
 Gondola Cruise
 Merry-Go-Round (Chariots only)
 Monorail
 Prehistoric Path
 Wonderland Special (Trains)