

Guide for Guest with Disabilities



Table of Contents

Guest Servicespage 3
First Aid.....page 3
Ride Restrictions (from dutchwonderland.com)page 3
Entering Ride Attractions.....page 3
Ride & Attraction Guidelines.....page 3
Mechanical/Power Failure/Inclement Weather Conditions.....page 3
Health Recommendation Key.....page 3
Height Restrictions Key.....page 4
Rides.....pages 4-10
Food and Beverage Locations that are ADA Accessible.....page 10
Retail and Games Locations that are ADA Accessible.....page 10
Entertainment Locations that are ADA Accessible.....page 10
Changing Tables that are ADA Accessible.....page 10
Rides that are ADA Accessible Rides for Service Animals.....page 11
Rides for Pregnant Women.....page 11
Rides for Guests with Casts.....page 11
Rides for Hand Held Infants.....page 11

Guest Services

Upon arriving for the day at *Dutch Wonderland*, those guests with disabilities should visit Guest Services, located just inside the park entrance in the castle, to pick up a “red star” wrist band. Wearing this wrist band will help our staff identify those with disabilities. Guest Services staff will also be happy to provide additional information about any other services and special accommodations that *Dutch Wonderland* provides.

First Aid

Dutch Wonderland has two First Aid stations inside the park. The primary First Aid station is located across from the Train Station. The second is located in Duke’s Lagoon. If you need immediate First Aid assistance, ask any park employee for help.

Ride Restrictions (from dutchwonderland.com)

Due to safety regulations, all rides are restricted by height and/or physical limitations. Where applicable these restrictions are posted at the entrance to the ride and will be strictly enforced in accordance with the Pennsylvania State Amusement Ride Inspection Act. All restrictions are subject to change without notice. *Dutch Wonderland* reserves the right to refuse any guest admission to a ride. For your safety, some rides may close temporarily in the event of inclement weather or mechanical difficulties. For safety reasons, please leave loose articles with non-riders.

Entering Ride Attractions

Once your group is ready to board a ride, proceed to the appropriate area. *Dutch Wonderland* allows guests with disabilities to enter a ride through the exit gate with up to three (3) additional guests. Guests should wait for approval from a ride operator or attendant before entering any ride areas. A ride operator/attendant may ask for your seating preference. **Please note that our staff here at *Dutch Wonderland* is not qualified to assist guests with transferring to and from rides.** If you require assistance, please have someone in your party to assist you. If your disability prevents you from hearing the ride loading and unloading instructions, please notify a ride operator/attendant immediately.

Dutch Wonderland has included descriptions of each of our rides on the following pages. All of the descriptions include height requirements and health recommendations for our guests.

Ride and Attraction Guidelines

Guests with disabilities are allowed to ride two complete ride cycles without interruption. After the guest and their group have ridden twice, they will be asked to get off for one ride cycle before they are permitted back on. All guests are required to obey the riding guidelines found in this brochure as well as those on height signs at ride entrances.

Please note that the following rides may not accommodate guests of a larger size due to safety restraint requirements:

Crazy Plane
Flying Trapeze
Frog Hopper
Joust Family Coaster
Kingdom Coaster
Kite Flight
Space Shuttle
Sky Ride
Twister

Mechanical/Power Failure/Inclement Weather Conditions

Although it is rare, a mechanical problem or failure, or inclement weather conditions could lead to stoppage of a ride. In that event, riders may be required to maneuver through tight spaces or travel down steeply inclined steps or ramps. Please keep this in mind when deciding to ride.

Health Recommendation Key

It is in the best interest of our guests, that the guests with the following condition refrain from riding the indicated rides.



Back, neck or bone condition



Pregnancy



Recent surgery or illness



Heart trouble



High blood pressure

Height Restriction Key

Each ride height category is represented by a gem color. Measure your precious gems at the height signs on either side of the train station just inside the park entrance to find your category. Guests can also stop into Guest Services to be measured. Look for height signs at each ride entrance, if the color gem is listed on the sign, that ride is for you.



54" and taller



48" to 54"



42" to 48"



36" to 42"



Under 36"

* =Must be accompanied by a responsible rider

If you have any questions, please ask a ride operator/attendant at that ride or stop by Guest Services located inside the Castle.

Rides and Attractions

ASTROLINER

This is a classic motion simulator that shows a video as it tilts back and forth in a way that simulates the actions in the video. Guest must be able to travel up a number of stairs to transfer in and out of the ship. Guests need to be able to hold their heads upright and have an appropriate center of gravity for bracing and to maintain a seated position during the ride. This ride is not suggested for those who are prone to motion sickness, dizzy spells, seizures or who may become uncomfortable by enclosed/small spaces.

Health Recommendations: 

Height Requirements:  **No Hand Held Infants**


Ride Access: Non-ambulatory guests should wait outside the ride exit while the ride is in motion, then contact the operator once the ride has completed.

Number permitted: Non-ambulatory guests may be accompanied by a maximum of three (3) additional guests.

BUMPER CARS

This is a classic bumper car ride. Riders may be mildly-to-strongly jostled due to the nature of the ride. Guests need to transfer in and out of the cars. Guests need to be able to hold their heads upright and have an appropriate center of gravity for bracing and to maintain a seated position during the ride, and be able to brace themselves for possible rapid deceleration.

Health Recommendations: 

Height Requirements: 


Ride Access: Non-ambulatory guests should enter through the ride exit after receiving permission from the operator.

Number permitted: Non-ambulatory guests may be accompanied by a maximum of three (3) additional guests; two (2) guests to a car.

CHOO CHOO CHARLIE

This is a kid-powered train ride for which the rider must hand-pedal their individual train around a winding track. Riders must be able to transfer in and out of the small trains. Guests need to be able to hold their heads upright and have an appropriate center of gravity for bracing and to maintain a seated position throughout the ride. Parents are welcome to push their child around the track with one of our specially made sticks if the child is unable to hand-pedal themselves.

Health Recommendations: [none]

Height Requirements: 

No Hand Held Infants


Ride Access: Non-ambulatory guests should enter through the ride exit after receiving permission from the attendant.

Number Permitted: Non-ambulatory guests may be accompanied by a maximum of three (3) additional guests; one (1) guest to a ride vehicle.

CRAZY PLANE

This is a vertically rotating plane ride. Guests must travel up a small set of stairs to reach the ride platform, as well as transfer in and out of the bench-like seating rows. Guests need to be able to hold their heads upright and have an appropriate center of gravity for bracing and to maintain a seated position throughout the ride. This ride may not accommodate guests of a larger size (height or weight) due to the configurations of the safety restraint system.

Health Recommendations: 


Height Requirements: 

Ride Access: Non-ambulatory guests should enter through the ride exit after receiving permission from the operator.

Number Permitted: Non-ambulatory guests may be accompanied by a maximum of three (3) additional guests; four (4) guests to a row.

DOUBLE SPLASH FLUME

This is a water log flume with two inclines and drops. Guests must step down into the boat and straddle a bench seat while holding onto side handrails. Guests need to be able to hold their heads upright and have an appropriate center of gravity for bracing and to maintain a seated position throughout the ride. Riders may get wet.

Health Recommendations: 

Height Requirements:  **No Hand Held Infants**


Ride Access: Non-ambulatory guests should enter through the ride exit and contact a ride operator for assistance.

Number Permitted: Non-ambulatory guests may be accompanied by a maximum of three (3) additional guests; five (5) guests to a boat.

DRAGON'S LAIR

This is a slow boat ride that cruises around a small lake. Guests must step down into the boat and straddle a bench seat. Guests need to be able to hold their heads upright and have an appropriate center of gravity for bracing and to maintain a seated position throughout the ride.

Health Recommendations: [none]

Height Requirements: 

Ride Access: Non-ambulatory guests should contact the ride operator for assistance at the entrance.

Number Permitted: Non-ambulatory guests may be accompanied by a maximum of three (3) additional guests; two (2) adults or four (4) guests to a boat.

DUKE'S DOZERS

This is a flat circular ride that spins slowly. Guests need to transfer in and out of the ride and the bench-like seat. Guests need to be able to hold their heads upright and have an appropriate center of gravity for bracing and to maintain a seated position throughout the ride.

Health Recommendations: [none]


Height Requirements:  **No Hand Held Infants**


Ride Access: Non-ambulatory guests should enter through the ride exit after receiving permission from the ride operator.

Number Permitted: Non-ambulatory guests may be accompanied by a maximum of three (3) additional guests; two (2) guests to a ride vehicle.

FLYING TRAPEZE

This is a circular ride with individual swing seats suspended from a central tower that gently rises and rotates. Riders must sit in an upright position with their feet dangling below them. Guests need to transfer in and out of the swing seat. Guests need to be able to hold their heads upright and have an appropriate center of gravity for bracing and to maintain a seated position throughout the ride. This ride may not accommodate guests of a larger size (height or weight) due to the configuration of the safety restraint system.

Health Recommendations: 

Height Requirements:  **Ride Access:** Non-ambulatory guests should enter through the ride exit after receiving permission from the ride operator.

Number Permitted: Non-ambulatory guests may be accompanied by a maximum of three (3) additional guests; one (1) guest to a seat.

FROG HOPPER

This is a ride in which passengers are vertically lifted up and “hopped” down to their descent. This ride is reserved for children and one taller companion per ride. Guests need to transfer in and out of the individual ride seats. Guests need to be able to hold their heads upright and have an appropriate center of gravity for bracing and to maintain a seated position throughout the ride. This ride may not accommodate guests of a larger size (height and/or weight) due to the configuration of the safety restraint system.

Health Recommendations: [none]

Height Requirements:   



(one per ride)

Ride Access: Non-ambulatory guests should enter through the ride exit after receiving permission from the ride operator.

Number Permitted: Non-ambulatory guests may be accompanied by a maximum of three (3) additional guests; one (1) guest to a seat.

FUN SLIDES

This ride is a slide. The riders sit upright on a sack. This ride is not accessible to guests using wheelchairs and requires guests to climb a staircase to gain access to the ride platform. Guests need to transfer in and out of the sack. Guests need to be able to hold their heads upright and have an appropriate center of gravity for bracing and to maintain a seated position throughout the ride, including deep plunges down and through a run-out.

Health Recommendations:  

Height Restrictions:    






Ride Access: Contact the ride attendant at the bottom of the slide for assistance.

Number Permitted: Non-ambulatory guests may be accompanied by a maximum of three (3) additional guests; one (1) guest per sack (two guests may ride on one sack if one of the guests is in the Aquamarine or Emerald height category).

GONDOLA CRUISE

This is a slow boat ride that travels through the canal in the island area. Guests need to be able to step down into the boat and transfer in and out of the bench-like seats. Guests need to be able to hold their heads upright and have an appropriate center of gravity for bracing and to maintain a seated position throughout the ride.

Health Recommendations: [none]

Height Requirements:     





Ride Access: Non-ambulatory guests should enter through the ride exit after receiving permission from the ride operator.

Number Permitted: Non-ambulatory guests may be accompanied by a maximum of three (3) additional guests; maximum of four (4) guests to a row.

JOUST FAMILY COASTER

This ride is a miniature steel roller coaster. Guests need to transfer in and out of the coaster cars and bench-like seats. Guests need to be able to hold their heads upright and have an appropriate center of gravity for bracing and to maintain a seated position during a fast ride, and be able to brace themselves for possible rapid deceleration. This ride may not accommodate guests of a larger size (height and/or weight) due to the configuration of the safety restraint system.

Health Recommendations:   

Height Requirements:    

Ride Access: Non-ambulatory guests should enter via the exit ramp and contact the operator for assistance.

Number Permitted: Non-ambulatory guests may be accompanied by a maximum of three (3) additional guests; two (2) guests to a seat.

KINGDOM COASTER

This is a wooden roller coaster that reaches heights up to 55 feet and speeds of 40 miles per hour. Guests need to transfer in and out of cars. Guests need to be able to hold their heads upright and have an appropriate center of gravity for bracing and to maintain a seated position during a fast ride, and be able to brace themselves for possible rapid deceleration. This ride may not accommodate guests of a larger size (height and/or weight) due to the configuration of the safety restraint system.



Health Recommendations:

Height Requirements: * *

Ride Access: Non-ambulatory guests should enter via the exit ramp and then contact a ride attendant for assistance.

Number Permitted: Non-ambulatory guests may be accompanied by a maximum of three (3) additional guests; two (2) guests to a seat.

KITE FLIGHT

This is a circular ride with swings suspended from a central tower that gently rises and rotates. Riders must lay on their stomachs. Guests need to transfer in and out of the swing seat. Guests need to be able to hold their heads upright and have an appropriate center of gravity for bracing. This ride may not accommodate guests of a larger size (height or weight) due to the configuration of the safety restraint system.



Health Recommendations:

Height Requirements: *

Ride Access: Non-ambulatory guests should enter through the ride exit after receiving permission from the ride operator.

Number Permitted: Non-ambulatory guests may be accompanied by a maximum of three (3) additional guests; two (2) guests to a swing.

LEAPIN' FROGS

This is a flat surface, circular ride that takes riders up and down small dips. This ride is reserved for children and one taller companion per ride. Guests need to transfer in and out of ride vehicles and bench-like seats. Guests need to be able to hold their heads upright and have an appropriate center of gravity for bracing and to maintain a seated position throughout the ride.



Health Recommendations:

Height Requirements: -(one per ride)

Ride Access: Non-ambulatory guests should enter through the ride exit after receiving permission from the ride operator.

Number Permitted: Non-ambulatory guests may be accompanied by a maximum of three (3) additional guests; three (3) to a frog.

MERRY-GO-ROUND

This ride is a classic with 30 horses and two chariots. Guests need to step up onto the ride platform and transfer in and out of chariots or onto horses. Guests need to be able to assume a saddle posture on the horses, or hold their heads upright and have an appropriate center of gravity for bracing and to maintain a seated position when riding in the chariots. Wheelchairs are not permitted on the ride platform. Hand-held infants must ride in the chariots.

Health Recommendations: [none]

Height Requirements: * *

Ride Access: Non-ambulatory guests should enter through the ride exit after receiving permission from the ride operator.

Number Permitted: Non-ambulatory guests may be accompanied by a maximum of three (3) additional guests; one (1) guest to a horse.

MONORAIL

This ride is an elevated train that offers riders an audio tour while viewing different parts of *Dutch Wonderland*. Guests need to transfer in and out of the bench-like seat inside the train. Guests need to be able to hold their heads upright and have an appropriate center of gravity for bracing and to maintain a seated position throughout the ride. This ride is not accessible to guests using wheelchairs—guests must travel up a stairway in the ride station in order to board the ride.

Health Recommendations: [none]

Height Requirements: * * *  

Ride Access: Non-ambulatory guests may use the exit stairway to reach the ride platform. Contact a ride attendant in the station for assistance.

Number Permitted: Non-ambulatory guests may be accompanied by a maximum of three (3) additional guests.

OFF ROAD RALLY

This is a flat surface ride that takes riders around a winding track in a miniature truck. Guests need to be able to transfer in and out of the trucks (including a big step up) and bench-like seats. This ride is primarily reserved for children, but one taller companion may sit in the back of each truck. Guests need to be able to hold their heads upright and have an appropriate center of gravity for bracing and to maintain a seated position throughout the ride.

Health Recommendations: [none]

Height Requirements: * * * 

No Hand Held Infants (back seat only)

Ride Access: Non-ambulatory guests should enter through the ride exit after receiving permission from the ride operator.

Number Permitted: Non-ambulatory guests may be accompanied by a maximum of three (3) additional guests; two (2) guests to a seat, four (4) to a ride vehicle.

PANDA PARTY

This is a flat surface, circular ride that takes riders up and down small dips. Guests need to transfer in and out of ride vehicles and bench-like seats. Guests need to be able to hold their heads upright and have an appropriate center of gravity for bracing and to maintain a seated position throughout the ride.

Health Recommendations: [none]

Height Requirements: * * * 

No Hand Held Infants

Ride Access: Non-ambulatory guests should enter through the ride exit after receiving permission from the ride operator.

Number Permitted: Non-ambulatory guests may be accompanied by a maximum of three (3) additional guests; two (2) guests to a seat, four (4) to a ride vehicle.

PIPELINE PLUNGE

This is an enclosed tube water slide. This ride is not accessible to guests using wheelchairs—a stairway located at the backside of the ride is used to get to the ride platform. Guests need to transfer in and out of the raft. Guests sit upright in a raft while holding on to the handles. Guests need to be able to hold their heads upright and have an appropriate center of gravity for bracing and to maintain a seated position throughout the ride and be able to brace themselves for possible rapid deceleration. All riders will get wet on this ride. All riders are required to wear footwear.

Health Recommendations:    

Height Requirements: * * *   **No Hand Held Infants**






Weight Requirement: Weight in the raft must be between 90 lbs. and 350 lbs.

Ride Access: Guests can only enter the ride via a long stairway behind the ride. Once at the top, if assistance is needed, contact the ride operator.

RIVERBOAT / TUGBOAT

This is a smooth ride on a riverboat or tugboat through the creek and around the Island in the back of the park. Guests need to be able to transfer up and down a ramp to the dock as well and in and out of the boat and bench-like seats. Guests need to be able to hold their heads upright and have an appropriate center of gravity for bracing and to maintain a seated position throughout the ride.

Health Recommendations: [none]

Height Requirements: * *   

Ride Access: Non-ambulatory guests should enter the dock through the exit after receiving permission from the ride attendant.

Number Permitted: Non-ambulatory guests may be accompanied by a maximum of three (3) additional guests.

SILO SLIDE

This ride is a spiral-shaped slide around a silo. Riders must sit upright while sliding. This ride is not accessible to guests using wheelchairs and requires guests to climb a staircase to gain access to the ride platform. Guests need to be able to hold their heads upright and have an appropriate center of gravity for bracing and to maintain a seated position throughout the ride.

Health Recommendations: [none]

Height Requirements:     **No Hand Held Infants**

Ride Access: Contact the ride attendant at the bottom of the slide for assistance.

Number Permitted: Non-ambulatory guests may be accompanied by a maximum of three (3) additional guests.

SKY FIGHTER

This is a circular ride during which the ride vehicles move up and down periodically. Guests must transfer in and out of the car and sit in an individual bench-like seat. Guests need to be able to hold their heads upright and have an appropriate center of gravity for bracing and to maintain a seated position throughout the ride.

Health Recommendations: [none]

Height Requirements:     **No Hand Held Infants**

Ride Access: Non-ambulatory guests should enter through the ride exit after receiving permission from the ride operator.

Number Permitted: Non-ambulatory guests may be accompanied by a maximum of three (3) additional guests; one (1) guest to a seat, two (2) to a ride vehicle.

SKY RIDE

This ride is a smooth journey through the sky that takes guests on a one-way trip across the park. Riders must sit in an upright position with their feet dangling below them. Individual cars DO NOT STOP at the loading and unloading locations. If you need the cars to be stopped, please alert the ride operator. Guests need to transfer in and out of the bench-like seat. Guests need to be able to hold their heads upright and have an appropriate center of gravity for bracing and to maintain a seated position throughout the ride. This ride may not accommodate guests of a larger size (height and/or weight) due to the configuration of the safety restraint system.

Health Recommendations: [none]

Height Requirements: * *  

Ride Access: Non-ambulatory guests should enter through the exit of either station, or if necessary, via the ramp located next to the entrance at the Sky Ride Station 1, next to the park exit. Sky Ride Station 2, in the back of the park, is not accessible to guests using wheelchairs and requires guests to climb a staircase to gain access to the ride platform. Guests requiring use of the ramp located at Station 1 can continue a round trip to exit by way of the ramp.

Number Permitted: Non-ambulatory guests may be accompanied by a maximum of three (3) additional guests; three (3) guests to a ride vehicle.

SPACE SHUTTLE

This ride is a ship that swings back and forth giving riders a feeling of weightlessness. Guests need to transfer in and out of the bench-like seat inside the ride. Guests need to be able to hold their heads upright and have an appropriate center of gravity for bracing and to maintain a seated position throughout the ride. This ride may not accommodate guests of a larger size (height and/or weight) due to the configuration of the safety restraint system.



Health Recommendations:

Height Requirements:

Ride Access: Non-ambulatory guests should enter through the ride exit after receiving permission from the operator.

Number Permitted: Non-ambulatory guests may be accompanied by a maximum of three (3) additional guests; three (3) guests to a seat.

TURNPIKE

This ride consists of gas engine, small scale antique cars driven around a track. Riders operate the cars themselves by stepping on the gas pedal and steering. Guests need to transfer in and out of the ride cars. Guests need to be able to hold their heads upright and have an appropriate center of gravity for bracing and to maintain a seated position throughout the ride.

Health Recommendations: [none]

Height Restrictions: * * * * **No Hand Held Infants**

Ride Access: Non-ambulatory guests should enter through the ride exit and contact a ride attendant for assistance.

Number Permitted: Non-ambulatory guests may be accompanied by a maximum of three (3) additional guests; three (3) guests to a car.

TURTLE WHIRL

This is a circular ride surrounded by slanted platforms with individual cars that spin while the entire ride rotates. Guests need to transfer into and out of the bench-like seats inside the ride vehicles. Guests need to be able to hold their heads upright and have an appropriate center of gravity for bracing and to maintain a seated position throughout the ride. This ride is not suggested for those who are prone to motion sickness, dizzy spells, seizures or who may become uncomfortable by enclosed/small spaces.



Health Recommendation:

Height Restrictions: * * * * **No Hand Held Infants**

Ride Access: Non-ambulatory guests should enter through the ride exit after receiving permission from the operator.

Number Permitted: Non-ambulatory guests may be accompanied by a maximum of three (3) additional guests; four (4) guests to a ride vehicle.

TWISTER

This ride is a circular platform that rotates forward and backward and simultaneously moves up and down in a wave-like motion. Guests need to transfer in and out of the bench-like seat inside the ride. Guests need to be able to hold their heads upright and have an appropriate center of gravity for bracing and to maintain a seated position throughout the ride. This ride may not accommodate guests of a larger size (height and/or weight) due to the configuration of the safety restraint system.



Health Recommendation:

Height Requirements: *

Ride Access: Non-ambulatory guests should enter through the ride exit after receiving permission from the operator.

Number Permitted: Non-ambulatory guests may be accompanied by a maximum of three (3) additional guests; two (2) guests to a seat.

VR VOYAGER

This ride is a motion simulator that shows a video as it moves, tilts, and jerks in a way that simulates the actions in the video. Guest must be able to travel up a number of stairs to get into the ride, as well as transfer in and out of the individual seating inside the ride. Guests need to be able to hold their heads upright and have an appropriate center of gravity for bracing and to maintain a seated position during a fast ride, and be able to brace themselves for possible rapid deceleration. This ride is not suggested for those who are prone to motion sickness, dizzy spells, seizures or who may become uncomfortable by enclosed/small spaces.



Health Recommendation:

Height Restrictions: **No Hand Held Infants**

Ride Access: Non-ambulatory guests should enter through the ride exit after receiving permission from the operator.

Number Permitted: Non-ambulatory guests may be accompanied by a maximum of three (3) additional guests; one (1) guest to a seat.

WIGGLE RACERS

This ride consists of a collection of PlasmaCar ride-on toy cars which allow riders to move by wiggling the steering wheel. Guests need to be able to hold themselves upright while sitting on the car and must be able to move their arms back and forth to move the steering wheel.

Health Recommendation: [none]

Height Restrictions: **No Hand Held Infants**

Ride Access: Non-ambulatory guests should enter through the ride exit after receiving permission from the attendant.

Number Permitted: Non-ambulatory guests may be accompanied by a maximum of three (3) additional guests; one (1) guest to a ride vehicle.

WONDERLAND SPECIAL (TRAINS)

This ride consists of two small scale steam engine trains. Guests need to be able to hold their heads upright and have an appropriate center of gravity for bracing and to maintain a seated position throughout the ride.

Health Recommendations: [none]

Height Restrictions:

Ride Access: Non-ambulatory guests should enter through the ride exit after receiving permission from the attendant.

Number Permitted: Non-ambulatory guests may be accompanied by a maximum of three (3) additional guests.

WONDER HOUSE

This ride is an optical illusion in which riders sit on a bench inside the house, and then the house spins around them, creating the sensation of spinning. Guests need to transfer in and out of the house, which includes a small number of porch steps, as well as on to and off of the swing-like bench inside. Guests need to be able to hold their heads upright and have an appropriate center of gravity to maintain a seated position throughout the ride. This ride is not suggested for those who are prone to motion sickness, dizzy spells, seizures or who may become uncomfortable by enclosed/small spaces.

Health Recommendations: [none]

Height Restrictions: **No Hand Held Infants**

Ride Access: Non-ambulatory guests should enter through the ride exit after receiving permission from the operator.

Number Permitted: Non-ambulatory guests may be accompanied by a maximum of three (3) additional guests.

WONDER WHIP

This is a flat oval ride that slings the cars outward as they go around the ends of the oval. Guests need to transfer in and out of the bench-like seat inside the ride. Guests need to be able to hold their heads upright and have an appropriate center of gravity for bracing and to maintain a seated position throughout the ride.

Health Recommendations: [none]

Height Restrictions: **No Hand Held Infants**

Ride Access: Non-ambulatory guests should enter through the ride exit after receiving permission from the operator.

Number Permitted: Non-ambulatory guests may be accompanied by a maximum of three (3) additional guests; two (2) guests to a ride vehicle.

Food and Beverage Locations that are ADA Accessible

Millstream Eatery
Subway
Merlin's Restaurant
Dippin' Dots

Retail and Games Locations that are ADA Accessible

Castle Gift Shop
Junction Rentals
Gem Mine
Outpost
Barnyard Games
Creekside Games
Lucky Duck
Muffin Tin
Block Knock
Surf Shop
Cabana Rentals
GTP Photos
Life's A Beach – Hair Wrapping/Face Paint

Restrooms that are ADA Accessible

Castle Gift Shop
Duke's Lagoon
Sky Ride 1
Sky Ride 2

Ride Sites that are Accessible

(*Guests in wheelchairs will need to be transferred to a ride seat)

Bumper Cars*
Choo Choo Charlie*
Double Splash Flume*
Dragon's Lair*
Duke's Lagoon
Flying Trapeze*
Frog Hopper*
Gondola Cruise*
Joust Family Coaster*
Kingdom Coaster*
Kite Flight*
Leapin' Frogs*
Off Road Rally*
Panda Party*
Sky Fighter*
Sky Ride (Located in front of park)*
Space Shuttle*
Turnpike*
Turtle Whirl*
Twister*

Wonderland Special (Trains)*
Wonder Whip*

Rides for Service Animals

Astroliner
Dragon's Lair
Gondola Cruise
Merry-Go-Round
Monorail
Riverboat/Tugboat
Wonderland Special (Trains)
Wonder House

Rides for Pregnant Women

Dragon's Lair
Gondola Cruise
Merry-Go-Round
Monorail
Riverboat/Tugboat
Sky Ride
Turnpike
Wonderland Special (Trains)

Rides for Guests with Casts

Choo Choo Charlie (No full arm casts)
Dragon's Lair
Dukes Dozers
Frog Hopper
Gondola Cruise
Merry-Go-Round
Monorail
Off Road Rally
Panda Party
Riverboat/Tugboat
Silo Slide
Sky Ride
Turnpike
Wiggle Racers (No full arm casts)
Wonderland Special (Trains)
Wonder House
Wonder Whip

Rides for Hand Held Infants

Dragon's Lair
Duke's Lagoon
Gondola Cruise
Merry-Go-Round
Monorail
Riverboat/Tugboat
Wonderland Special (Trains)